

GASP for Grants

Draft Policy for GASP Support for Extramurally Funded RAs

1

Funding Taskforce Recommendations

Students Funded on Extramural Grants

- Increase stipends for full-time students \geq a living wage (baseline compensation= \$18,500)
- Extend GASP support to master's students
- Increase the # and % students supported on grants
 - Remove the disincentive
- Increase the duration of RA support (i.e., full academic and calendar year)

2

GASP for Extramural RAs

	Current	New Plan
Minimum Stipend	\$7,000/AY	
Project Budget Requirement	Resident Tuition (if allowed)	
GASP Support for Projects with Full F&A/Tuition Allowed	Non-resident Differential (if needed)	
GASP Support for Project with Reduced F&A/Tuition Not Allowed	Resident Tuition (if needed) and Non-resident Differential	
Health Insurance	Yes	
Enrollment Eligibility	Full-time (9 credits)	
Program Eligibility	PhD only	
Position Eligibility	Fellowships and Research Assistantships	
Term Limit	10 semesters	

3

Number of Graduate Students (Unique) Supported by College/Unit (FY 2018)

College/Unit	Tuition & Fees Only	Stipend Only	Tuition & Fees + Stipend	Grand Total
Academic Affairs	0	2	2	4
Arts & Architecture	0	3	0	3
Business	0	0	1	1
Computing and Informatics	23	58	67	148
Education	64	5	10	79
Engineering	22	53	141	216
Graduate School	6	2	2	10
Health & Human Services	83	34	15	132
International Programs	33	0	0	33
Liberal Arts & Sciences	5	49	71	125
Metropolitan Studies	0	6	0	6
Student Affairs	0	0	1	1
University College	0	0	6	6
Grand Total	236	212*	316	764

*Of the 212 students receiving Stipend Only, 54% (115) received it in the summer.

4

Number of Graduate Students (Unique) Supported by College/Unit (FY 2018)

College/Unit	Tuition & Fees Only	Stipend Only	Tuition & Fees + Stipend	Grand Total
Academic Affairs	0	2	2	4
Arts & Architecture	0	3	0	3
Business	0	0	1	1
Computing and Informatics	23	58	67	148
Education	64	5	10	79
Engineering	22	53	141	216
Graduate School	6	2	2	10
Health & Human Services	83	34	15	132
International Programs	33	0	0	33
Liberal Arts & Sciences	5	49	71	125
Metropolitan Studies	0	6	0	6
Student Affairs	0	0	1	1
University College	0	0	6	6
Grand Total	236	212*	316	764

*Of the 212 students receiving Stipend Only, 54% (115) received it in the summer.

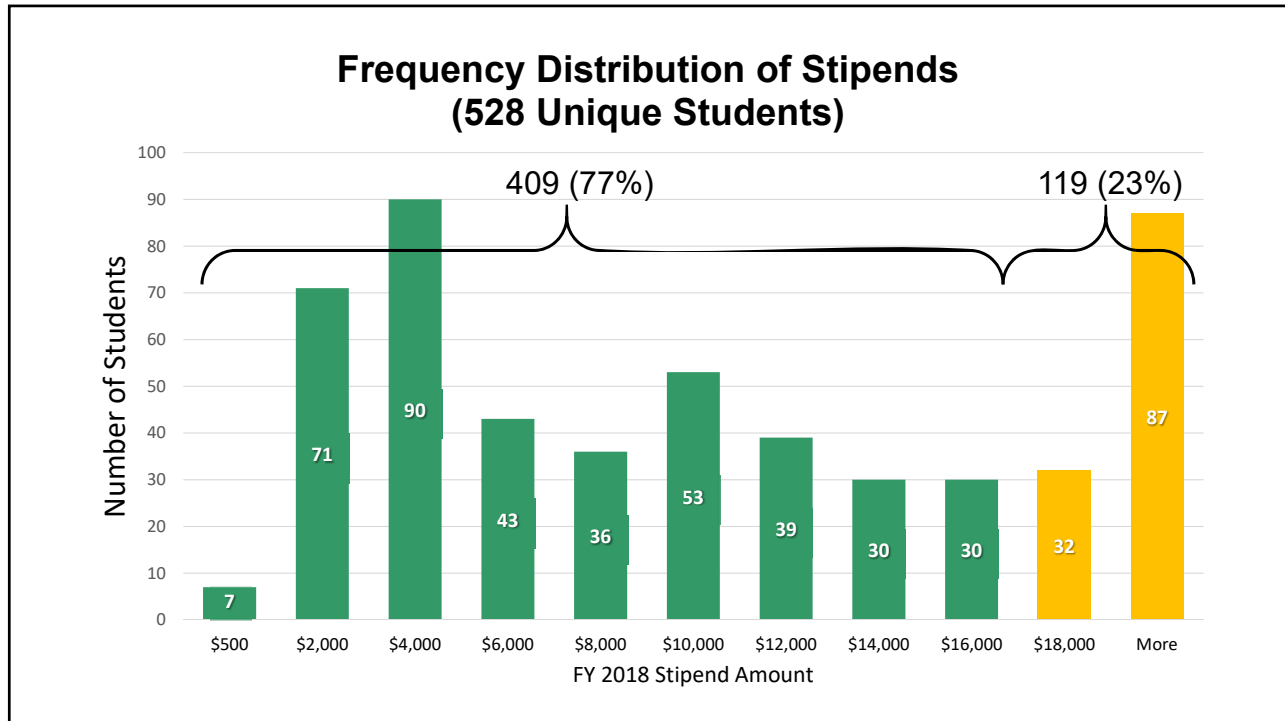
5

Number of Graduate Students (Unique) Supported by College/Unit (FY 2018)

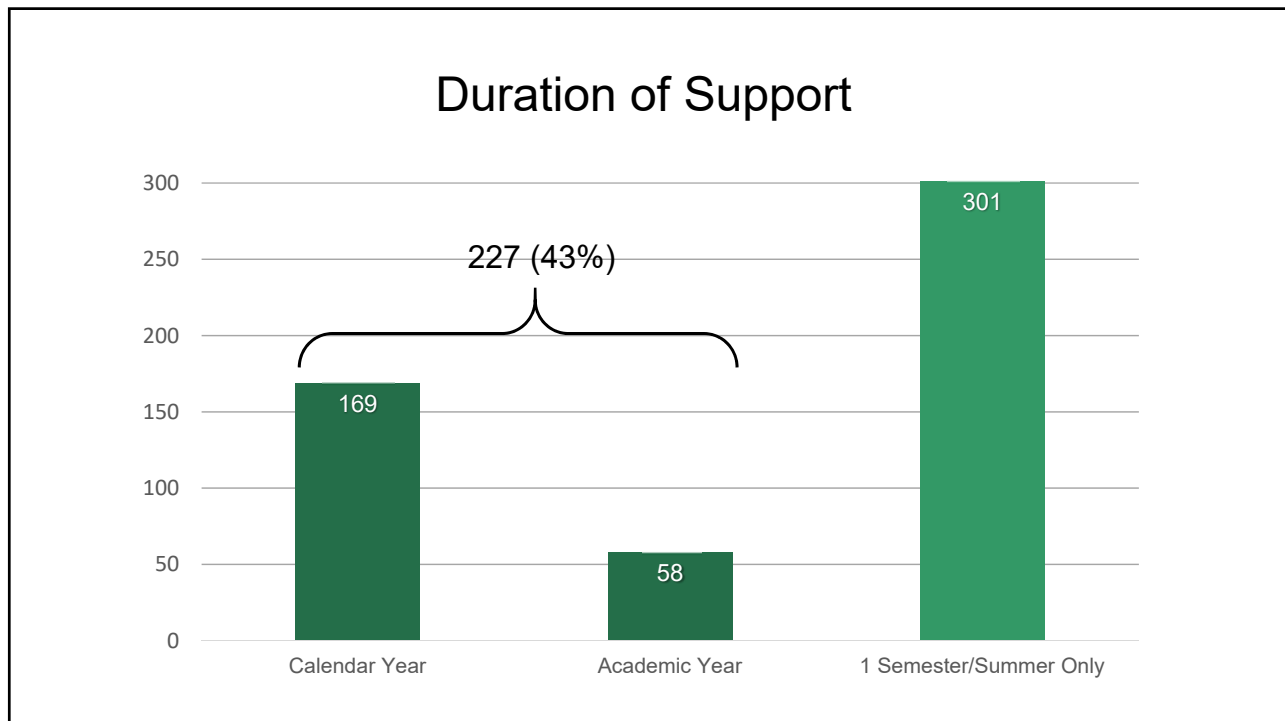
College/Unit	Tuition & Fees Only	Stipend Only	Tuition & Fees + Stipend	Grand Total
Academic Affairs	0	2	2	4
Arts & Architecture	0	3	0	3
Business	0	0	1	1
Computing and Informatics	23	58	67	148
Education	64	5	10	79
Engineering	22	53	141	216
Graduate School	6	2	2	10
Health & Human Services	83	34	15	132
International Programs	33	0	0	33
Liberal Arts & Sciences	5	49	71	125
Metropolitan Studies	0	6	0	6
Student Affairs	0	0	1	1
University College	0	0	6	6
Grand Total	236	212*	316	764

*Of the 212 students receiving Stipend Only, 54% (115) received it in the summer.

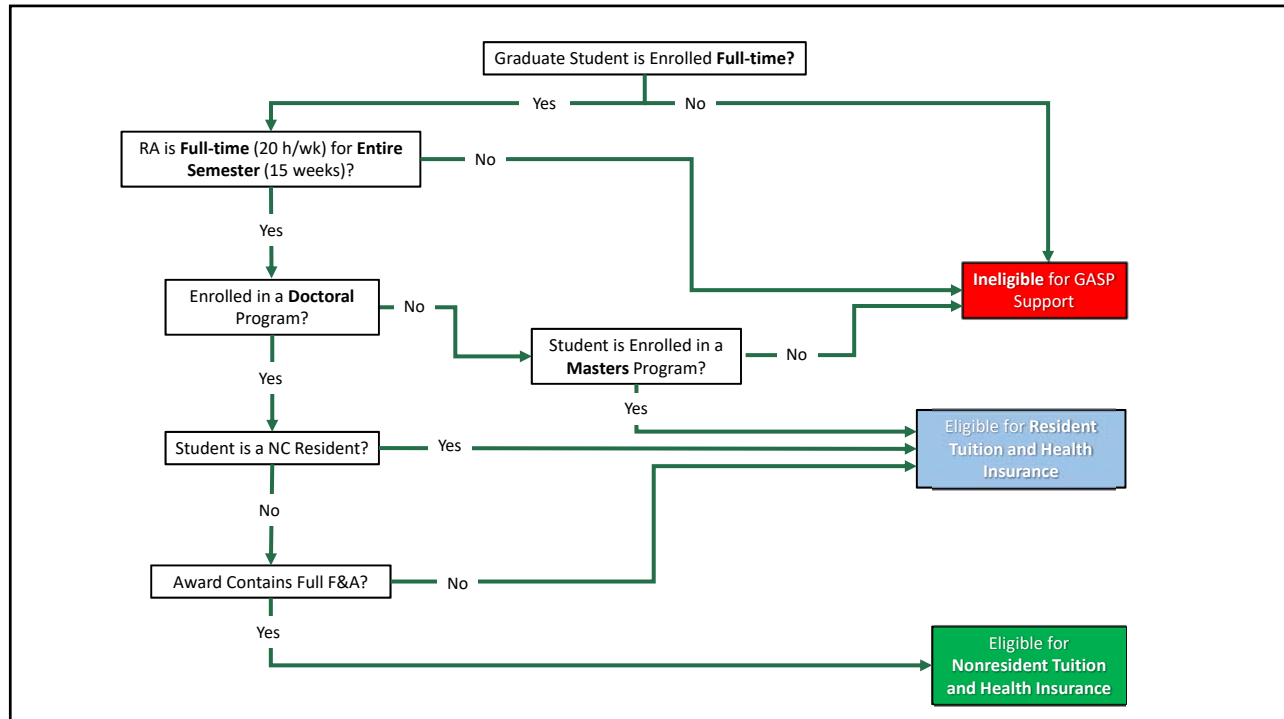
6



7



8



18

Funding Taskforce Recommendations

Students Funded on Extramural Grants

- ✓ • Increase stipends for full-time students \geq a living wage (baseline compensation= \$18,500)
- ✓ • Extend GASP support to master's students
- ★ • Increase the #/% students supported on grants
- ✓ • Remove the disincentive
- ★ • Increase the duration of RA support (i.e., full academic and calendar year)

19